

# Modification Recommended Service Note

Supersedes:  
MSOS104A-03D

## MSOS104A – MSO Infiniium S Series 1GHz 4 channel

Serial Numbers: MY00000001 - MY58060101; SG54360101, SG55020101, SG55020102, SG55510101 to SG55510111, SG57130101, SG58060101, SG58060102, SG58150101 to SG58150106

The Problem – Under certain circumstances a PLL2 error may occur on the S-series products.

### Parts Required:

P/N	Description	Qty.
54911-69511	PCA – Acquisition Board (tested)	1
54911-69521	PCA – Acquisition Board (tested)	1
54911-69531	PCA – Acquisition Board (tested)	1
54911-69532	PCA – Acquisition Board (tested)	1

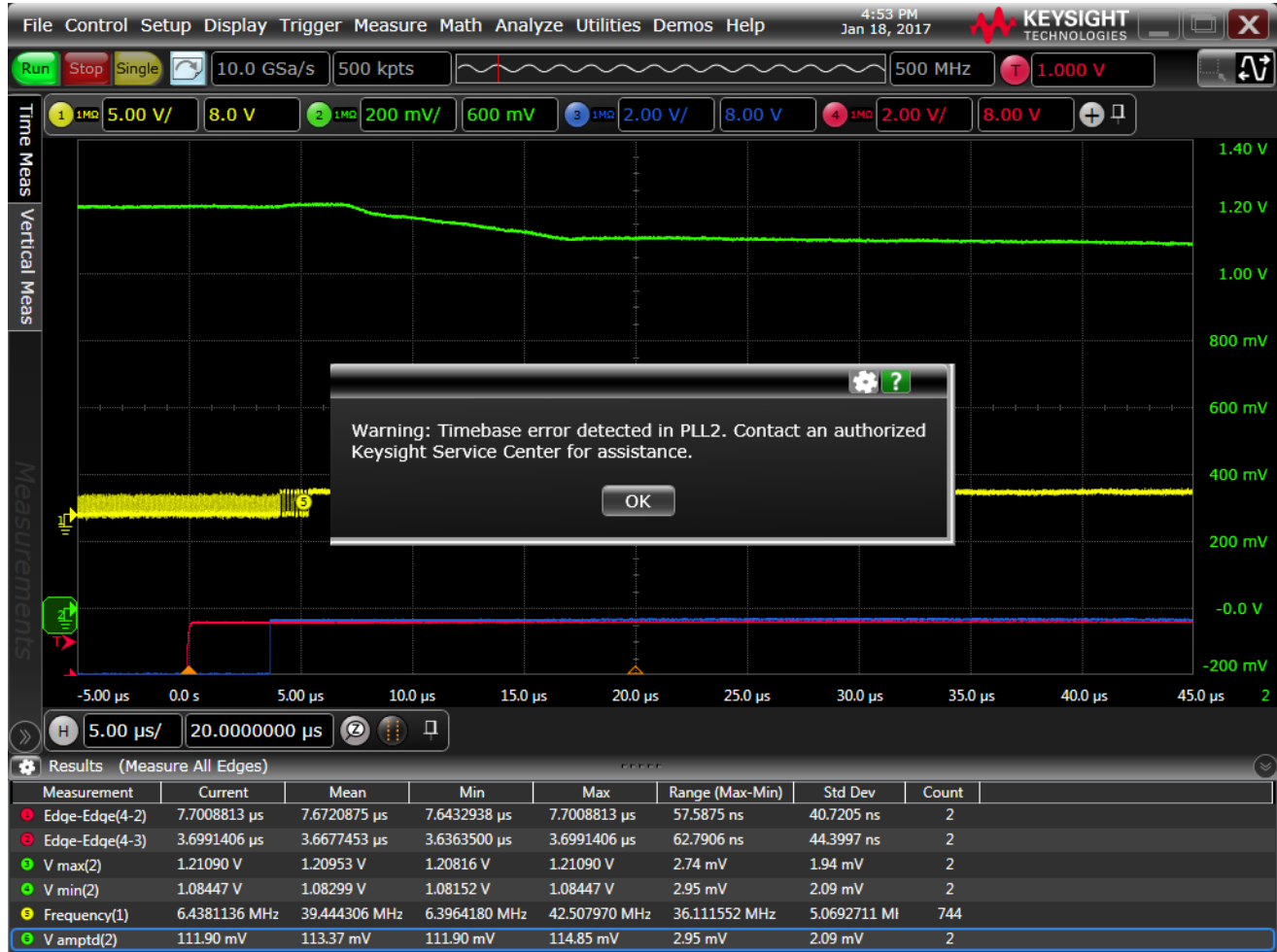
### ADMINISTRATIVE INFORMATION

ACTION	<input checked="" type="checkbox"/> ON SPECIFIED FAILURE	STANDARDS			
CATEGORY:	<input type="checkbox"/> AGREEABLE TIME	LABOR:	4.0 Hours		
LOCATION	<input checked="" type="checkbox"/> SERVICE CENTER	SERVICE:	<input checked="" type="checkbox"/> RETURN	USED	<input checked="" type="checkbox"/> RETURN
CATEGORY:	<input type="checkbox"/> ON-SITE (active On-site contract required)	INVENTORY:	<input type="checkbox"/> SCRAP	PARTS:	<input type="checkbox"/> SCRAP
	<input type="checkbox"/> CHANNEL PARTNERS		<input type="checkbox"/> SEE TEXT		<input type="checkbox"/> SEE TEXT
AVAILABILITY:	PRODUCT'S SUPPORT LIFE	NO CHARGE AVAILABLE UNTIL:	December 31, 2023		
	<input checked="" type="checkbox"/> Calibration Required	PRODUCT LINE:	PL-1A		
	<input type="checkbox"/> Calibration NOT Required	AUTHOR:	EG		

ADDITIONAL INFORMATION:

Situation:

On older acquisition boards a PLL2 error message sometimes occurs. The error message appears on the screen as below:



There are new acquisition boards that fix this issue for the S-series scopes.

Solution/Action:

Please, use the 54911-69511 board until is gone.  
If you have a 54911-69511, then skip steps 1 and 2 and proceed to step 3.  
If there are no 54911-69511, then start with step 1 below.

1. If the customer needs to have software revision < 6.10.01001, then replace the acquisition board with the 54911-69532 board.
2. If the customer can have software revision  $\geq$  6.10.01001, then it can be replaced by any of these three boards: 54911-69521, 54911-69531, or 54911-69532.

3. Save the Serial Numbers of the replaced and the new Acquisition Boards in Siebel. Please, follow this procedure:

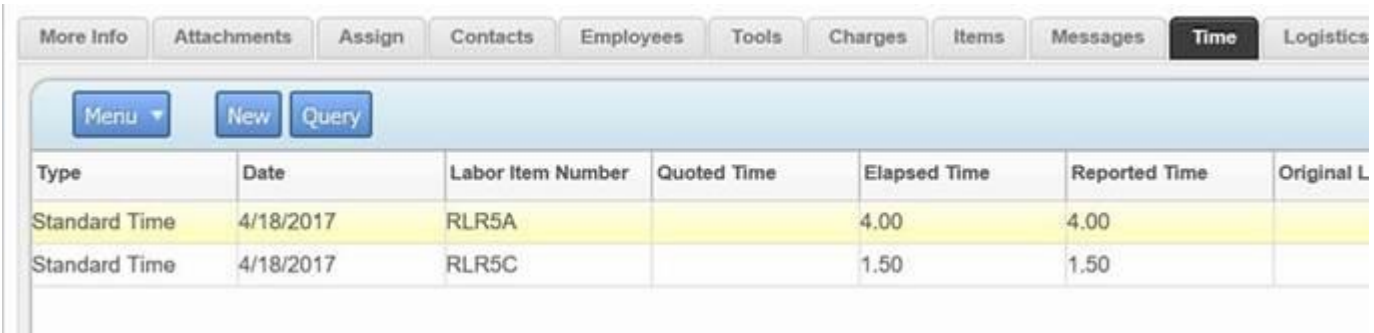
a. For each Service Order in Siebel, there is a tab labeled Activities:



The screenshot shows a table titled 'Activities' with a 'Menu' dropdown and a 'Query' button. The table has the following columns: Activity #, Type, Billing Type, Planned Start, Duration, and Status. Two rows are visible:

Activity #	Type	Billing Type	Planned Start	Duration	Status
1-40WC9AU	Logistics	Not Billable	3/22/2017 12:20:53		Done
1-40WC9AX	Repair-Inc post C...	Factory Warranty	3/22/2017 12:20:53		Done

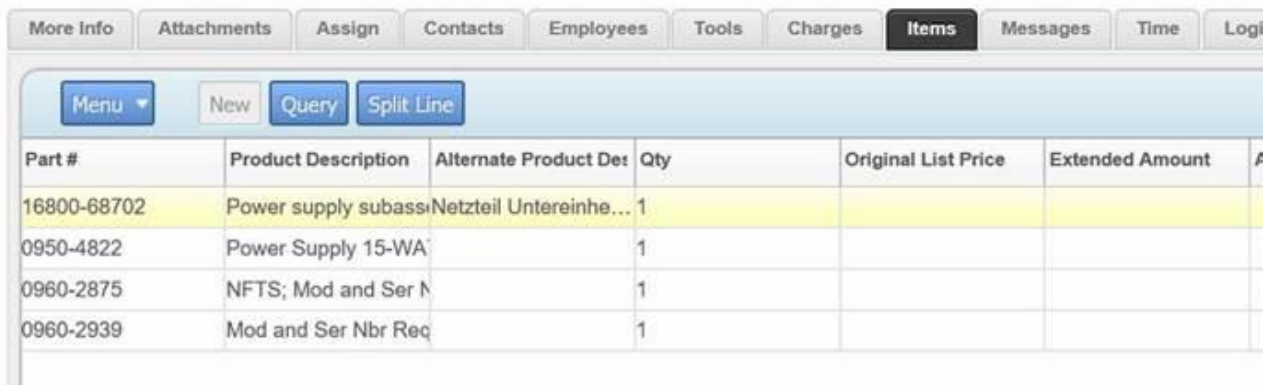
b. Clicking on the Activity # associated with the Repair, you'll see this:



The screenshot shows the 'Time' tab in Siebel. It has a navigation bar with tabs: More Info, Attachments, Assign, Contacts, Employees, Tools, Charges, Items, Messages, Time (selected), and Logistics. Below the navigation bar are buttons for 'Menu', 'New', and 'Query'. The table below has the following columns: Type, Date, Labor Item Number, Quoted Time, Elapsed Time, Reported Time, and Original L.

Type	Date	Labor Item Number	Quoted Time	Elapsed Time	Reported Time	Original L
Standard Time	4/18/2017	RLR5A		4.00	4.00	
Standard Time	4/18/2017	RLR5C		1.50	1.50	

c. Click on the Items tab to enter or see the parts that were ordered and/or used:



The screenshot shows the 'Items' tab in Siebel. It has a navigation bar with tabs: More Info, Attachments, Assign, Contacts, Employees, Tools, Charges, Items (selected), Messages, Time, and Logi. Below the navigation bar are buttons for 'Menu', 'New', 'Query', and 'Split Line'. The table below has the following columns: Part #, Product Description, Alternate Product Des, Qty, Original List Price, Extended Amount, and A.

Part #	Product Description	Alternate Product Des	Qty	Original List Price	Extended Amount	A
16800-68702	Power supply subass	Netzteil Untereinhe...	1			
0950-4822	Power Supply 15-WA		1			
0960-2875	NFTS; Mod and Ser N		1			
0960-2939	Mod and Ser Nbr Req		1			

d. Somewhere in the parts record you'll find the serial number fields (Old Serial Number, and New Serial/Mfg Id)

New Serial/Mfg Id	Planned Date	Return Ship Date	Tracking #	Location	Product Line	Line Comment	Include in Billable Tot	Old Serial Number	Refer
	4/12/2017 09:47:11				8T		✓		
	4/8/2017 17:23:31				8T		✓		
	4/12/2017 10:32:47				8T		✓		
	4/10/2017 16:34:16				8T		✓		

e. The fields can be re-ordered in Siebel so that they are more easily found – like this:

Part #	Product Description	Alternate Product Det	Qty	Parts Fail Code	Old Serial Number	Return To	New Serial/Mfg Id	Origin
16800-68702	Power supply subass;Netzteil Untereinhe...		1	Defective Assembl...		Distribution Center		
0950-4822	Power Supply 15-WA		1	Assembly/Part Not...		Distribution Center		
0960-2875	NFTS; Mod and Ser N		1	Assembly/Part Not...		Distribution Center		
0960-2939	Mod and Ser Nbr Rec		1	Assembly/Part Not...		Distribution Center		

NOTE: The fields only take 19 characters. The acq board serial numbers are 24 characters. Please do not enter the “54911” portion of the serial numbers (the first 5 numbers) in the fields; enter only the remaining 19 characters.

Adding the serial numbers of both the failed (replaced/old) Acquisition Board and the new Acquisition Board in these fields will allow us to more easily find them in Siebel and Spotfire.

4. Return the failed acquisition board to the factory.

**Revision History:**

Date	Service Note Revision	Author	Reason for Change
30 Jan 2018	03	Ed Gorbea	As Published
18 Apr 2018	03A	Ed Gorbea	New acquisition board
28 Feb 2019	03B	Ed Gorbea	More new acquisition boards
24 Apr 2019	03C	Ed Gorbea	Adding 54911-66/69511 board
14 Oct 2019	03D	Ed Gorbea	Adding the SGXXXXXXXXX models
14 Mar 2023	03E	Ed Gorbea	Extending no charge available date