

# 66106A-07A

## S E R V I C E N O T E

Supersedes:  
66106A-07

### 66106A DC Power Supply

Serial Numbers: All

**The instrument will not communicate or will not complete self test.**

**Parts Required:**

P/N	Description	Qty.
1200-0567	SOCKET-IC-DIP 28-CONT DIP DIP-SLDR	1
5080-2529	ROM-PRGMD	1
6610X-61022	PCA-TSTD,PWRMESH	1

**SPECIAL REPAIR NOTE!** (Circuit Reference “U2”).

The ROM-PRGMD p/n 5080-2529 should only be replaced if it is cracked or broken or the pins are intermittent.

The SOCKET-IC-DIP 28-CONT DIP DIP-SLDR p/n 1200-0567 should only be replaced if it is cracked or broken or the pins are intermittent.

The PCA-TSTD,PWRMESH p/n 66101-61022 should only be replaced if the traces on the printed circuit board are damaged during the removal of the socket.

**It is very unlikely that the PCA-Tested assembly p/n 66101-61022 or the socket p/n 1200-0567 will need to be replaced.**

### ADMINISTRATIVE INFORMATION

SERVICE NOTE CLASSIFICATION:	
<b>MODIFICATION AVAILABLE</b>	
ACTION CATEGORY::	AGREEABLE TIME
	<input type="checkbox"/> PERFORMANCE ENHANCEMENT <input checked="" type="checkbox"/> SERVICE / RELIABILITY ENHANCEMENT
LOCATION CATEGORY:	X CUSTOMER INSTALLABLE <input type="checkbox"/> ON-SITE X SERVICE CENTER X CHANNEL PARTNERS
	AVAILABILITY: Always
AUTHOR: CP	PRODUCT LINE: SP
ADDITIONAL INFORMATION: If care is taken “U2” can be inspected & reinstalled with out taking the entire instrument apart ¼ hr if unit is not taken apart, 1hr complete repair	

© AGILENT TECHNOLOGIES, INC. 2008  
PRINTED IN U.S.A.

November 3, 2008

Rev. 15



**Agilent Technologies**

**Situation:**

The Programmed ROM P/N 5080-2529 (Circuit Reference “U2”) See Figure 1.below for the location of “U2”. The Programmed ROM Shows “U2” can be inspected with out taking the entire instrument apart see figure 2 below. Inspect the ROM “U2” as described in Diagrams “A & B” below.

When the ROM “U2” is not inserted correctly See Diagram “A” for details, the instrument may exhibit the following faults:

These faults could also occur if the ROM or the socket is intermittent due to dirty or contaminated pins.

1. The instrument will not turn on
2. All of the segments on the Front Panel display are not light.
3. The instrument will fail self test or will not boot-up.
4. The instrument will not communicate & can not be calibrated.

**Solution/Action:**

The ROM “U2” should be removed from the socket. (See Figure 1). The socket and the ROM should be inspected for contamination or other defects. The ROM is a ceramic part and can be damaged or broken if too much force is applied when reinstalled. Diagram “B” shows the ROM “U2” inserted correctly.

**NOTE**

The ROM “U2” is a static sensitive part, when removing and reinstalling the ROM use procedures that will eliminate ESD (Electro Static Discharge) which may damage the ROM.

Note If the ROM “U2” is replaced Initialization is may not be required.

**FIGURE 1** Is the Tested PCA P/N 66101-61022 note (Location of Circuit Reference “U2”)

**FIGURE 2** Is the bottom of a 6610XA module “U2” is located directly behind the fuse shown.



Figure 1






Figure 2

**Diagram A:** ROM not fully inserted



**Diagram B:** ROM fully inserted into socket



**Special Note**

The following Service Notes described below are other models that may have the same problem as described above.

- |            |            |            |
|------------|------------|------------|
| 66101A-08A | 66103A-07A | 66105A-08A |
| 66102A-07A | 66104A-08A | 66106A-07A |

**Related Service Notes**

The following Service Notes may have the same problem **“The instrument will not communicate or will not complete self test.”**

The parts described are different then described in this service note and should be inspected as recommended in the related Service notes.

66101A-09A, 66102A-08A, 66103A-08A, 66104A-09A, 66105A-09A, 66106A-08A,

**“SPO” (Support Parts Organization)**

All SPO the inventory of the SOCKET-IC-DIP 28-CONT DIP DIP-SLDR P/N 1200-1274 & the PCA-TSTD PWRMESH P/N 6610X-61022 has been inspected for the described defect.