

3070 - 92

Modification Recommended Service Note

Supersedes:
NONE

Keysight i3070 Series 5 In-Circuit Test System

E9901E E9902DR E9902E E9902F E9903DR E9903E E9905EL E9905EL
E9905F E9905FL E9986E E9988E E9988EL E9988EL E9988F E9988FL

Serial Numbers: **See below**

The Problem – Board Test Insight (BTI) and Test Cell Manager (BT-Basic) didn't launch automatically for "operator" and "tcm" windows login respectively on Win10 Operating System

Parts Required:

P/N Description Qty.

NONE

ADMINISTRATIVE INFORMATION

ACTION	<input checked="" type="checkbox"/> ON SPECIFIED FAILURE	STANDARDS	
CATEGORY:	<input type="checkbox"/> AGREEABLE TIME	LABOR:	0.0 Hours
LOCATION	<input checked="" type="checkbox"/> CUSTOMER INSTALLABLE	SERVICE:	<input type="checkbox"/> RETURN USED <input type="checkbox"/> RETURN
CATEGORY:	<input type="checkbox"/> ON-SITE (active On-site contract required)	INVENTORY:	<input type="checkbox"/> SCRAP PARTS: <input type="checkbox"/> SCRAP
	<input type="checkbox"/> SERVICE CENTER		<input type="checkbox"/> SEE TEXT
	<input type="checkbox"/> CHANNEL PARTNERS		<input type="checkbox"/> SEE TEXT
AVAILABILITY:	PRODUCT'S SUPPORT LIFE	NO CHARGE AVAILABLE UNTIL:	1 st Oct 2019
	<input type="checkbox"/> Calibration Required	PRODUCT LINE:	80 – In Circuit Tester
	<input checked="" type="checkbox"/> Calibration NOT Required	AUTHOR:	Wee-Sheng, Yong

ADDITIONAL INFORMATION:

Situation:

The i3070 Series 5 In-circuit system controller that installed with i3070 software version 09.20p on Windows 10 Operating System may encounter the following issue.

1. Test Cell Manager (BT-Basic) NOT loaded automatically when login as “tcm”
2. Board Test Insight Not loaded automatically when login as “operator”.

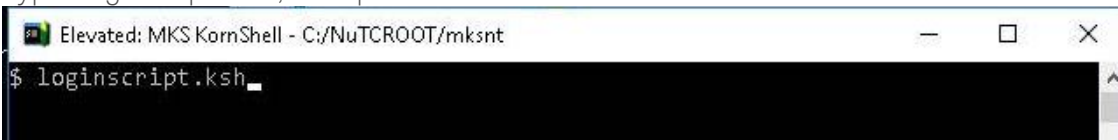
These two logins have enabled access to other i3070 applications which is inconsistent to the restricted user privilege.

Note: No action needed if you didn't encounter the situation described above. The above situation will not occur on system controller that installed with i3070 software version 09.20p on Windows 7 Operating System; hence, no action needed.

Solution/Action:

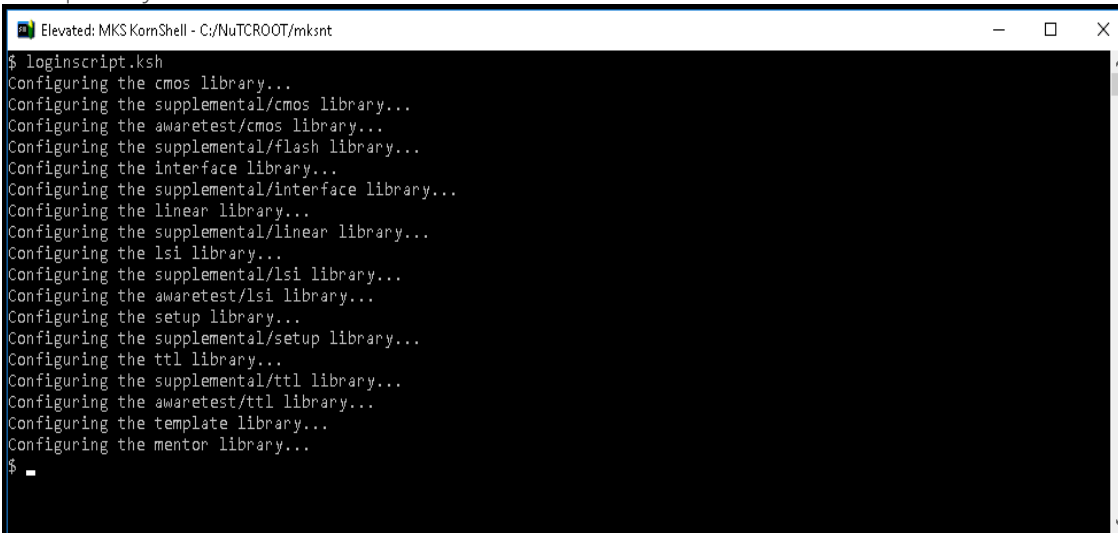
To rectify the above situation, please follow the steps described below

1. Download the “loginscript.ksh” file from www.keysight.com/find/i3070patches
2. Login as admin, copy the loginscript.ksh into C drive (eg: C:\Agilent_ICT\)
3. Launch Korn-Shell (right click on Korn Shell shortcut and select “Run as Administrator”)
4. Type “loginscript.ksh”, then press enter.



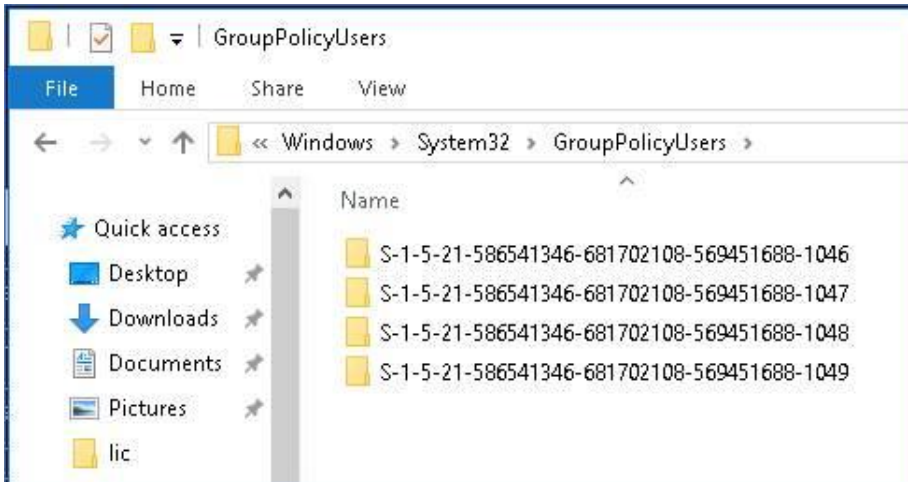
```
Elevated: MKS KornShell - C:/NuTCROOT/mksnt
$ loginscript.ksh
```

5. The script will configure the 3070 libraries and create the SID folders under the GroupPolicyUsers folder.



```
Elevated: MKS KornShell - C:/NuTCROOT/mksnt
$ loginscript.ksh
Configuring the cmos library...
Configuring the supplemental/cmos library...
Configuring the awaretest/cmos library...
Configuring the supplemental/flash library...
Configuring the interface library...
Configuring the supplemental/interface library...
Configuring the linear library...
Configuring the supplemental/linear library...
Configuring the lsi library...
Configuring the supplemental/lsi library...
Configuring the awaretest/lsi library...
Configuring the setup library...
Configuring the supplemental/setup library...
Configuring the ttl library...
Configuring the supplemental/ttl library...
Configuring the awaretest/ttl library...
Configuring the template library...
Configuring the mentor library...
$
```

6. When completed, reboot the controller.
7. Verify that the SID folders are created under “C:\Windows\System32\GroupPolicyUsers”.



8. Login as operator, account will be restricted and BTI application will auto launch.
9. Login as TCM, account will be restricted and BT-Basic TCM will auto launch.

Revision History:

Date	Service Note Revision	Author	Reason for Change
27 th Sep 2018	01	Wee-Sheng, Yong	As Published

Serial Numbers:

E9902DR - MY47450244R
 E9903DR - MY47460167R - MY47460171R
 E9988EL - MY55100004 - MY55100006
 E9902F-MY57020160 - MY57020161
 E9905F - MY57050129
 E9905FL - MY57060112
 E9988FL - MY57070107, MY57070109 - MY57070112
 E9988F - MY57080118 - MY57080120
 E9986E - MY57410105 - MY57410106
 E9901E - MY58100102 - MY58100103
 E9902E - MY58110103 - MY58110119
 E9903E - MY58120105 - MY58120121, MY58120123 - MY58120163
 E9905EL - MY58130102 - MY58130106
 E9988E - MY58140102 - MY58140103
 E9905EL - MY58160113 - MY58160123
 E9988EL - MY58170104 - MY58170106, MY58170108 - MY58170111