

Agilent 81100 Family of Pulse Pattern/Generators

Radar Distance Test to Airborne Planes

Product Note 1

Introduction

Agilent Technologies pulse generators are used for testing radar communication systems in the military industry, and as demonstrated in this product note, the aviation industry.

A trigger pulse train of double pulses is sent from the control tower's radar system to an airborne plane. The plane responds with a standard signature signal which is sent back to the control tower. This occurs up to 450 times per second. The control tower receives the signal, recognizes its signature, and then analyzes the delay to determine the distance between the tower and the airborne plane.

To test a radar system on a regular basis, an 81110A is used to simulate the signature signal. Varying the delay from the external trigger to the start of the output signal, various distances from the control tower can be simulated. This delay can be up to 2 ms. Therefore it has to be created by leading zeroes added to the signature signal.

Due to the legal safety requirements, it is critical to have very accurate edge placement of the pulses. After self-calibration, the 81110A can provide a sufficient frequency accuracy below 1% without PLL.

Required equipment for Lab 1:

- 1x Pulse/Pattern Generator (81110A + 2x 81111A, 81104A + 2x 81105A or 8110A + 2x 81103A)
- 1x Infiniium oscilloscope
- 2x BNC cables

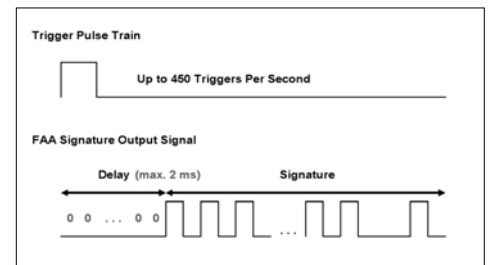


Figure 2: Simulated Signature Signal




Figure 1: The setup of an Agilent pulse generator and an Agilent Infiniium oscilloscope

What do we need to simulate the response signal of an airborne plane?

We need:

- externally triggered pulses
- at 0.6 MHz frequency (figure 3)

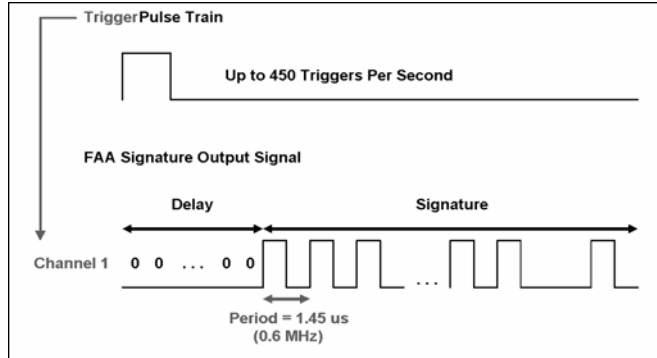


Figure 3

- a programmable bit pattern
- of RZ pulses
- and highest possible frequency accuracy (figure 4).

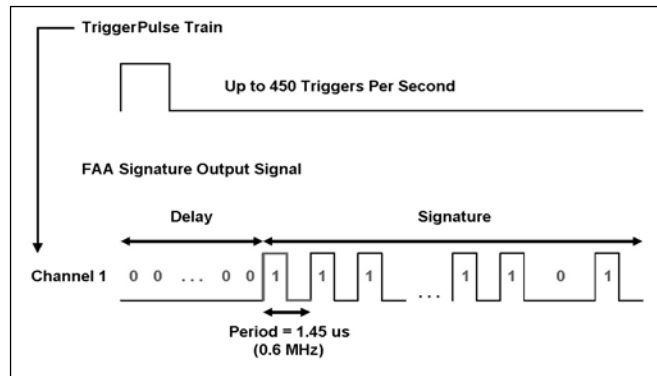
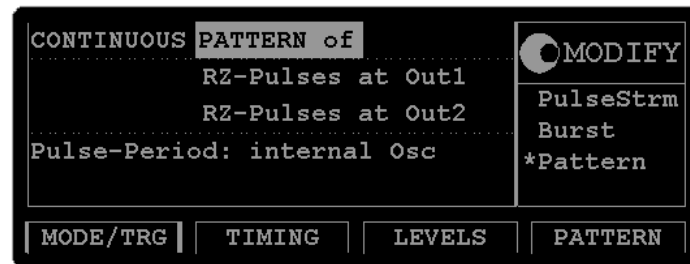


Figure 4

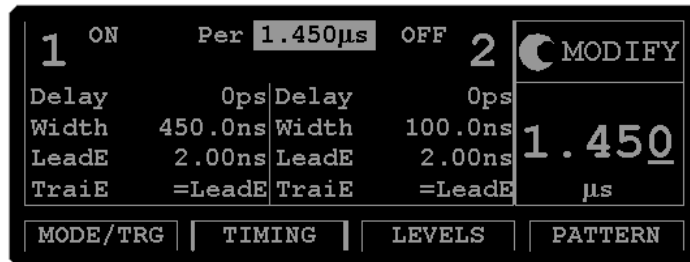
Now let's set up the instruments as shown in the screen shots.

First, reset the instrument by selecting RECALL + 0 (SHIFT, STORE + 0).

Select PATTERN mode in the TRG-MODE menu.



Go to the TIMING menu and set the pulse period and width specified in the timing diagram. Switch on output 1.



In order to get the 2.0 ms delay, we need to add leading zeros to the 18 bit pattern (the 81110A will not allow us to ask for more than 1.37 ms delay). With the RZ pulses set at 1.45 ms period we need 1,379 leading zeros. That will give us 1,999.55 ms of delay.

To get these leading zeros, go to the PATTERN menu, and set the last address to 1,397 (that is 1,379 + 18). Then highlight CH1, select FILL 0 and press ENTER.

Starting at address 1380, set the 18 bit pattern of the radar signal.

Note: The pattern from address 1380 to 1397 is
11111111111111001.

Start with setting the last bit to 1397.

Switch on OUTPUT 1 by pressing SHIFT + 0.

Finally, have a look at the last 14 bits of the pattern on a 54845A Infiniium oscilloscope.

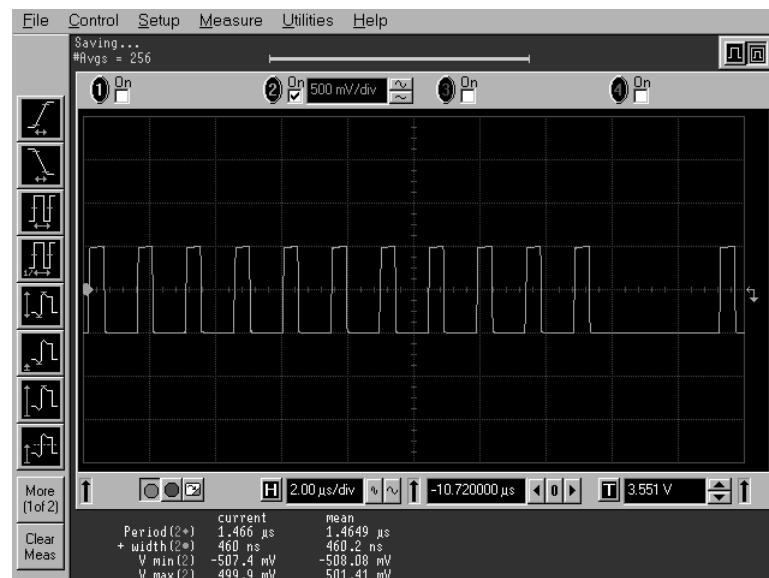
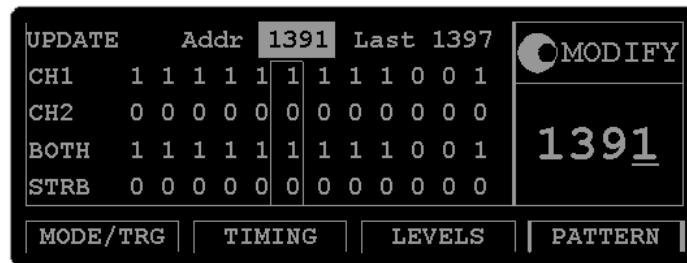


Figure 5: Agilent 54845A Infiniium oscilloscope showing the last 14 bits

Related Literature

	Pub. Number
<i>Agilent 81100 Family of Pulse/Pattern Generators</i> , brochure	5890-0489E.
<i>Agilent 81130A Pulse-/Pattern Generator</i> , data sheet	5967-6237E
<i>Agilent 81101A Pulse Generator</i> , data sheet	5967-6274E
<i>Agilent 81110A/81104A Pulse/Pattern Generators</i> , data sheet	5967-5984E
<i>The Dual Clock Gbit Chip Test</i> , product note 2	5968-5844E
<i>Magneto-Optical Disk Drive Research</i> , product note 3	5968-5845E
<i>Simulation of Jittering Synchronization Signals for Video Interfaces</i> , product note 4	5968-5846E

Agilent Technologies' Test and Measurement Support, Services, and Assistance

Agilent Technologies aims to maximize the value you receive, while minimizing your risk and problems. We strive to ensure that you get the test and measurement capabilities you paid for and obtain the support you need. Our extensive support resources and services can help you choose the right Agilent products for your applications and apply them successfully. Every instrument and system we sell has a global warranty. Support is available for at least five years beyond the production life of the product. Two concepts underlie Agilent's overall support policy: "Our Promise" and "Your Advantage."

Our Promise

"Our Promise" means your Agilent test and measurement equipment will meet its advertised performance and functionality. When you are choosing new equipment, we will help you with product information, including realistic performance specifications and practical recommendations from experienced test engineers. When you use Agilent equipment, we can verify that it works properly, help with product operation, and provide basic measurement assistance for the use of specified capabilities, at no extra cost upon request. Many self-help tools are available.

Your Advantage

"Your Advantage" means that Agilent offers a wide range of additional expert test and measurement services, which you can purchase according to your unique technical and business needs. Solve problems efficiently and gain a competitive edge by contracting us for calibration, extra-cost upgrades, out-of-warranty repairs, and on-site education and training, as well as design, system integration, project management, and other professional services. Experienced Agilent engineers and technicians worldwide can help you maximize your productivity, optimize the return on investment of your Agilent instruments and systems, and obtain dependable measurement accuracy for the life of those products.

Get the latest information on the products and applications you select.

Agilent T&M Software and Connectivity

Agilent's Test and Measurement software and connectivity products, solutions and developer network allows you to take time out of connecting your instruments to your computer with tools based on PC standards, so you can focus on your tasks, not on your connections. Visit www.agilent.com/find/connectivity for more information.

Get assistance with all your test and measurement needs at www.agilent.com/find/assist

Or check your local phone book for the Agilent office near you.

Phone or Fax

United States:

(tel) 800 829 4444

(fax) 800 829 4433

Canada:

(tel) 877 894 4414

(fax) 800 746 4866

China:

(tel) 800 810 0189

(fax) 800 820 2816

Europe:

(tel) (31 20) 547 2121

(fax) (31 20) 547 2390

Japan:

(tel) (81) 426 56 7832

(fax) (81) 426 56 7840

Korea:

(tel) (82 2) 2004 5004

(fax) (82 2) 2004 5115

Latin America:

(tel) (650) 752 5000

Taiwan:

(tel) 0800 047 866

(fax) 0800 286 331

Other Asia Pacific Countries:

(tel) (65) 6375 8100

(fax) (65) 6836 0252

Email: tm_asia@agilent.com

Technical data is subject to change

© Agilent Technologies 2004

Printed in the Netherlands October 18th, 2004

5968-5843E



Agilent Email Updates

www.agilent.com/find/emailupdates

Get the latest information on the products and applications you select.



Agilent Technologies